

NJC PATHFINDER MANUAL

2024





TABLE OF CONTENTS

Greetings	3
NJCYOUTH Staff and Coordinators 2024	4
NJCYOUTH Area Divisions	7
NJC Zone Map	8
What's New & Reminders for 2024	9
NJCYOUTH 2024 Calendar	10
Important Resources	11
The Pathfinder Director	12
Suggested Local Club Programming	14
FORMS TO BE KEPT IN THE CLUB FILES	15
Pathfinder Club Membership Application	16
Pathfinder Medical Information	17
Staff/Volunteer Application Form	18
Staff/Volunteer Medical Information	19
Personal Vehicle Usage Recommendations	20
Guidelines for Volunteers and Caregivers	21
Volunteer Paperwork Checklist	22
FORMS TO BE SENT TO THE CONFERENCE	23
Registration	24
Yearly Planning Form	25
EVALUATION FORMS	27
Pathfinder Club Point System	28
Service Projects	31
Club Inspection Form	33
Club Formal Inspection Guidelines	34
Uniform Inspection	36
Uniform Inspection Guidelines	37
NJC Uniform Cords	39
Club Induction Form	40
Pathfinder Sabbath Form	41
Pathfinder investiture Form	42
Pathfinder of the Year	43
Pathfinder of the Year Guidelines	44
Club Report Guidelines	45
International Camporee	49
Pathfinder Bible Experience	50
Classoree	51
World Pathfinder Day	
STAFF EDUCATIONAL ENRICHMENT	52
Pathfinder Basic Staff Checklist	53
TLT Basic Staff Checklist	55

Welcome to our exciting Pathfinder and TLT Ministries. We have many wonderful plans for 2024. This year's theme is:

Believe the Promise

To get you up to speed, we have several changes for this coming year.

- 1- The PBE (Pathfinder Bible Experience) union level will be at Tranquility Camp on March 9, 2024.
- 2- We will be selling Pathfinder and TLT neckerchiefs and slides that are embroidered, and these are only for New Jersey clubs.
- 3- The TLT curriculum has been modified to be achieved in one weekend during AWAKEN, December 6-8, 2024.
- 4- During January and February 2024 Sabbath School Youth training will be provided in the North, Central and South areas. Please encourage your Sabbath School Youth leaders to attend. Let's inspire our Pathfinders to attend every Sabbath School program for 2024.
- 5- AWAKEN+ will be on April 13, 2024, at the New Jersey Conference office.

We look forward to meeting you and your team.

Blessings,

Carl Rodriguez
Youth & Young Adults Director
Summer Camps Director
crodriguez@njcsda.org
410-241-491

Cinthia Portanova
Administrative Assistant
Children's Ministries Director
cportanova@njcsda.org
318-716-2435



STAFF & STATE COORDINATORS



YOUTH DIRECTOR

Carl Rodriguez
crodriguez@njcsda.org
Cell. (410) 241-4919
Office (609) 802 0879



YOUTH ADMINISTRATIVE ASSISTANT

Cinthia Portanova
cinthia@njcsda.org
Cell. (318) 716-2435
Office (609) 802 0873



YOUTH ASSISTANT

Stenly Gonie
sgonie@njcsda.org
(732) 882-9213




GENERAL COORDINATOR

Reina Zapata
Reina1203@hotmail.com
(201) 780-2421




STATE COORDINATOR

Aby Jimenez
Aby_18smile@yahoo.com
(856) 896-1967




STATE ASSOCIATE COORDINATOR

Sara Mejía
Saramejia221@gmail.com
(973) 568-3444



STATE TLT COORDINATOR

Rocío Argueta
Rousse.cervantes@gmail.com
(302) 608-2350



STATE ASSOCIATE TLT COORDINATOR

Pablo del Puerto
Pabdel12345@gmail.com
(201) 982-1294




PBE COORDINATOR

Claudia Garcia del Puerto
claudiapgdp@hotmail.com
(201) 220-0451



PBE ASSOCIATE COORDINATOR

Betty Jean Cox
Bettyjcox1@gmail.com
(973) 713-2019



HONORS COORDINATOR

Elvia Valerio
elviavalerio@gmail.com
(347) 499-2557



AREA PF COORDINATORS




NORTHWEST COORDINATOR

Jerson Flores
Jerson2497@icloud.com
(973) 876-9831




NORTHEAST COORDINATOR

Felix Rodriguez
Frodriguez0822@gmail.com
(201) 931-3355




JERSEY CITY COORDINATOR

Sara Mejia
Saramejia221@gmail.com
(973) 568-3444



NEWARK COORDINATOR

Jenny Gamez
Jennyb.gamez@gmail.com
(201) 772-8147




NEWARK ASSOCIATE COORDINATOR

Levis Barraza Rodriguez
levisbarraza@gmail.com
(862) 206-0463



NEWARK ASSOCIATE COORDINATOR

Laurinda Jorge
enjo16@hotmail.com
(932) 951-8060




PERTH AMBOY COORDINATOR

Open Position
For more info
(609) 802-0879




PISCATAWAY COORDINATOR

Sonny Balicanta
sbalicanta@yahoo.com
(848) 391-7982



CENTRAL WEST COORDINATOR

Daribel Alvarez
daribelalvarez@icloud.com
(787) 243-1269




CENTRAL EAST COORDINATOR

OPEN POSITION
For more info
(609) 802-0879 or (609) 802-0873



CAMDEN COORDINATOR

Nick Alteros
Alteros007@gmail.com
(609) 618-2280




SOUTHEAST COORDINATOR

OPEN POSITION
For more info
(609) 802-0879 or (609) 802 0873



SOUTHERN COORDINATOR

Glendy Perez
glendystorage@gmail.com
(856) 378-6759



SOUTHERN ASSOCIATE COORDINATOR

Johanna Perla
Johanaperla7@gmail.com
(609) 381-0650



AREA TLT COORDINATORS




NORTHEAST COORDINATOR

Aaron Aragones
aaragones6@gmail.com
(862) 247-6549




NORTHWEST COORDINATOR

Open Position
For more info
(609) 802-0879 or (609) 802 0873




JERSEY CITY COORDINATOR

Pablo del Puerto
Pabdel12345@gmail.com
(201) 982-1294



NEWARK COORDINATOR

Open Position
For more info
(609) 802-0879 or (609) 802 0873




PERTH AMBOY COORDINATOR

Karol Rivera
Karolrivera45@gmail.com
(862) 206-0514




PISCATAWAY COORDINATOR

Timothy Sumilat
timsumilat@gmail.com
(732) 810-5697



CENTRAL WEST COORDINATOR

Open Position
For more info
(609) 802-0879 or (609) 802 0873




CENTRAL EAST COORDINATOR

Open Position
For more info
(609) 802-0879 or (609) 802 0873




CAMDEN COORDINATOR

Tashika Francis
tashikawitter@gmail.com
(856) 571-4711



SOUTHEAST COORDINATOR

Open Position
For more info
(609) 802-0879 or (609) 802 0873



SOUTHERN COORDINATOR

Johanna Perla
Johnaperla7@gmail.com
(609) 381-0650

ZONE/AREA DISTRIBUTIONS

Northeast

Clifton Sp Co
Filipino International
Garfield Sp
Hackensack Eng
Nuevo Amanecer
Passaic Sp I
Passaic Sp II
Paterson Eastside Sp
Paterson South Sp
Paterson Temple Sp
Ridgefield Park Sp Co
Waldwick Eng
Wayne Eng

Northwest

Dover Sp
Hackettstown Eng
Hackettstown Sp Co
Lafayette Eng
Newton Sp Co
Phillipsburg Eng
Rockaway Eng
Tranquility Eng
Morristown Eng
Morristown Sp

Jersey City

Bayonne Sp Co
El Faro Sp
Filipino Eng
Guttenberg Sp
Jersey City Heights Eng
Jersey City Heights Sp
Jersey City Sp
La Esperanza Sp
Maranatha Sp
Philadelphie Fr
Union City Sp
West New York Sp

Newark

All Nations Eng
Belleville Sp
Bethel Fr
Bethesda Fr
Bloomfield Sp CP
Elizabeth Eng
Elizabeth Sp
Harrison Sp
Irvington Sp
Luso-Brazilian
Maranatha Haitian
Newark Eng
Newark Sp
Nueva Vida Sp
Port Elizabeth Sp
Sion Sp

Perth Amboy

Carteret Sp
Casa de Restauracion Sp
Central New Jersey Korean
Edison Sp
Hungarian International
Indian Eng Co
La Victoria Sp
New Brunswick Eng
New Brunswick Fr Co
New Brunswick Sp
Perth Amboy Sp
Pioneer Community Eng Co
Rahway Sp

Piscataway

Flemington Sp
Bound Brook Sp Co
Dunellen Sp Co
First Bilingual
Lake Nelson Academy CP Eng
Lake Nelson Eng
Somerville Sp
First Filipino
Indonesian Pioneer
Plainfield Sp

Central West

Crosspoint Mission
Caleb Eng
Highstown Eng
Highstown Sp
Princeton Eng
Robbinsville Eng
Trenton CP Eng
Trenton Sp

Central East

Brown Mills Eng
Collingwood Park Eng
Freehold Sp Co
Lakewood Sp
Long Branch Brazilian
New Birth CP Eng
The Grace Place Eng
Toms River Eng
West Long Branch Sp
Asbury Park CP Eng

Camden

Burlington Eng
Camden Sp
Cherry Hill Eng
Gibbsboro Sp
Jerusalem Eng
Laurelwood Eng
Mt. Holly Eng
Mt. Holly Sp
Pine Hill Sp
Willingboro Eng
Woodbury Eng

Southern

Bridgeton First Eng
Bridgeton Sp
Bridgeton II Sp
Hammonton Sp
Panamericana Sp
Redemption Chapel
Sp Mission Caleb
Salem Eng
Sinai Sp CP
Swedesboro Sp CP
Vineland Eng
Vineland Sp
Williamstown Eng

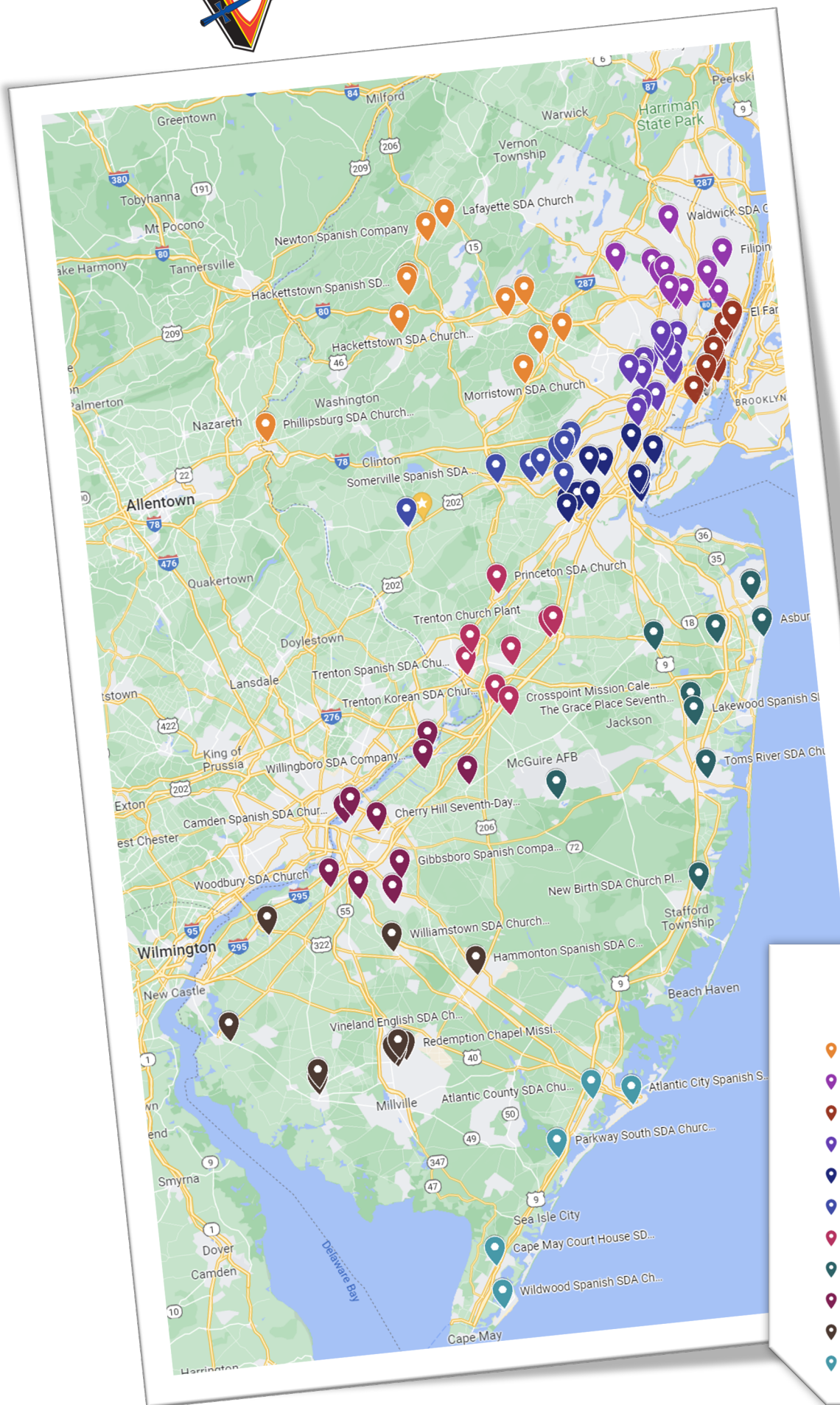
Southeast

Atlantic City Sp
Atlantic County Eng
Cape May Court House Eng
Parkway South Eng
Wildwood Sp





NJC ZONE MAP



Color key

- 1 Northwest Zone
- 2 Northeast Zone
- 3 Jersey City Zone
- 4 Newark Zone
- 5 Perth Amboy Zone
- 6 Piscataway Zone
- 7 Central-west Zone
- 8 Central-east Zone
- 9 Camden Zone
- 10 Southern Zone
- 11 Southeast Zone



REMINDERS FOR 2024

REMINDERS

1. Every adult helping with Pathfinders and adults/staff/volunteers/parents that will be attending the Camporee or other Pathfinder events must complete the Background Check. (<http://www.ncsrisk.org/adventist/>)
2. Please provide enough items in the first aid kit for all your club members.
3. Reports must be submitted through the NJCYOUTH website:
www.NJCYouth.com/reports
4. Service Projects are meant to connect your club with your community (thus, not just a once-a-year experience, but rather a yearlong partnership).
5. No Refunds for the NAD Camporee at Gillette, WY.
6. Keep in mind that your club cannot register for the Camporee if the club is not registered with the conference.
7. Your club must be registered with the conference to be able to participate in the PBE.
8. 100% club participation for the PBE is expected.
9. PBE studying is the substitute for the class work devotionals.

JANUARY

- 6- S.H.A.P.E. Training (NJC office)
- 13- Sabbath School Training (youth and children-NJC office)
- 26-28 AWAKEN (Tranquility Camp)
- 28- Winter Games (Tranquility Camp)



FEBRUARY

- 4- Ski Trip (Montage Resort, Scranton, PA)
- 10- Zone PBE
- 17- Single's Retreat (NJC office)
- 24- Conference PBE (TBD)



MARCH

- 2- Children's Ministries Convention (NJC office)
- 9- Union PBE (Tranquility Camp)
- 10- PF Classoree (north)
- 16- Global Youth Day
- 16-23- Youth and Young Adult Week of Prayer
- 17- PF Classoree (south)
- 24- Tranquility Workbee



APRIL

- 13- AWAKEN+ and TLT-iTell (NJC office)
- 19-20- Division PBE (Colorado)



MAY

- 18- Adventurer World Day
- 31- Adventuree (May 31-June 2-Tranquility Camp)



JUNE

- 20-22- English campmeeting
- 23-28- F.L.A.G. Camp staff training
- 27-29- Spanish campmeeting
- 30- Dorney Park



JULY

- 1-5- L.E.G.I.T. Camp (Piscataway Zone)
- 1-26- F.L.A.G. Camp
- 21- Sports Sunday (Tranquility)



AUGUST

- 5-11- International Camporee (Gillette, WY) (after 12 PM on August 5th)



SEPTEMBER

- 6-8- Master Guide Camporee (Tranquility Camp)
- 15- Tranquility Workbee
- 21- World Pathfinder Day



OCTOBER

- 5- Children's Sabbath
- 6- Children's Festival (TBD)
- 26- Teen Rally (Newark)



NOVEMBER



DECEMBER

- 6-8- Coordinator's Retreat (Tranquility Camp)



2024 NJC Youth & Children's Ministries Calendar



IMPORTANT RESOURCES

NJCYOUTH MINISTRIES:

www.njcyouth.com/pathfinders

NEW JERSEY CONFERENCE:

www.njcsda.org

NJCYOUTH FACEBOOK:

<https://www.facebook.com/njcyouthofficial>

NAD CLUB MINISTRIES:

www.clubministries.org/pathfinders

GC CLUB MINISTRIES:

www.gc youthministries.org/ministries/pathfinders

ADVENTSOURCE

www.adventsource.com

PATHFINDERSHIRTS

www.pathfindershirts.com

PATHFINDER BIBLE EXPERIENCE

www.nadpbe.org



PATHFINDER DIRECTOR

Pathfinder Ministries Mission:

To provide a Christ-centered, recreational-spiritual program for both boys and girls ages 10-15.

A PATHFINDER DIRECTOR SHOULD NOT BE AN ADVENTURER DIRECTOR.
These are two different ministries with two different needs and audiences.

Directors should demonstrate at least one of the following spiritual gifts:

- *Administration*
- *Pastor/Shepherd*
- *Exhortation/Encouragement*
- *Evangelism*

Directors should demonstrate at least one of the following passions:

- *Outdoors*
- *Outreach*
- *Physical Fitness*
- *Working with the age group of 10-15-years-old.*

Directors should possess the following qualities:

- I. **Loves Jesus**
- II. **Loves ministering to young people (ages 10-15)**
- III. **Leadership skills**
 - A. Plan yearly Pathfinder calendar
 - B. Organize local club meetings and events which include but not limited to:
 - Investiture Service
 - Induction Service
 - Pathfinder Sabbath
 - Support Conference Pathfinder events
 - C. Ability to plan and manage a board approved budget
 - D. Organize and lead monthly staff and parent meetings
 - E. Recruit and supervise volunteer staff
 - F. Delegate club responsibilities among instructors and counselors
 - G. Participate in all NJCYOUTH Pathfinder activities and events

IV. Communication skills

- A. Ability to communicate club vision and needs to the church board and staff
- B. Ability to communicate with parents
- C. Ability to communicate with Pathfinder aged youth
- D. Maintain a liaison relationship with Conference Youth Ministries and the local church

V. Age

- A. Directors should be at least 18 years old.

Directors must have clean record/background (must complete the free background check).

Any history of sex offense disqualifies directors/staff from working with young people and children



SUGGESTED LOCAL CLUB PROGRAMMING

PRE-MEETING (7-10 MINUTES)

- Organize meeting rooms
- Review plans and theme with staff
- Check supplies and equipment need for the day
- First Aid kit should be available

CLUB MEETING (90 MINUTES)

Opening Exercises (7-10 minutes)

Opening (10 minutes)

- Prayer
- Pledge of Allegiance
- Pathfinder Pledge & Law
- Roll Call

Activity (15 Minutes)

- Team building game (games, group activity, sports)

NOTE: Please rotate the activity options every meeting

Drilling & Marching (10 Minutes) or the time can be added to the classwork section (10 minutes)

Classwork (45-60 Minutes)

- Classwork or honor or Craft Time
- NOTE: It is suggested that you alternate with Honors
- Camporee prep or PBE Practice

Closing (7-10 Minutes)

- Announcements
- Devotional (should be based on PBE books)
- Prayer

POST-MEETING (10-15 Minutes)

Debrief on the meeting and plan for the next meeting.

It can be done via Zoom later.

FORMS TO BE KEPT IN THE CLUB FILES



PATHFINDER MEMBERSHIP APPLICATION 2024

This confidential information will be kept for club use only.

Directors: Please keep this application for your records when going camping or on fieldtrips.



Membership Requirements:

- Be at least 10 years old and in the 5th Grade or underage 18
- Faithfully attend scheduled club activities
- Agree to follow the guidelines set forth by the local club including paying fees
- Follow the Pathfinder Pledge (*By the grace of God, I will be pure, kind, and true. I will keep the Pathfinder Law. I will be a servant of God and a friend to man.*)
- Follow the Pathfinder Law (*Keep the morning watch. Do my honest part. Care for my body. Keep a level eye. Be courteous and obedient. Walk softly in the sanctuary. Keep a song in my heart. Go on God's errands.*)

Child's Personal Information		Application Date: _____	
Last Name		First Name	
Birthdate		Age	
Grade		School	
Home Address			
Baptized?		Baptism Date	
Religious Affiliation		Home Church	
Other Personal Information?			

Parent / Guardian #1 Info		Relationship to child: _____ Does the child live with this person? _____	
Last Name		First Name	
Address		Phone #1	
Email		Phone #2	

Parent / Guardian #2 Info		Relationship to child: _____ Does the child live with this person? _____	
Last Name		First Name	
Address		Phone #1	
Email		Phone #2	

Alternate Emergency Contacts		Relationship to child: _____ Does the child live with this person? _____	
Name		Phone	
Name		Phone	



PATHFINDER MEDICAL INFORMATION

Health Information											
Food Allergies		Medication Allergies									
Physical Restrictions		Medical Conditions									
Preferred Local Hospital		Physician (Name & Phone)									
Insurance Company		Insurance Policy Number									
Diet Restrictions											
Current Medications	<table border="1"> <thead> <tr> <th>Medication Name</th> <th>Dose Administered</th> <th>Time/Frequency Administered</th> <th>Reason for Administering</th> </tr> </thead> <tbody> <tr> <td colspan="4" style="height: 100px;"></td> </tr> </tbody> </table>			Medication Name	Dose Administered	Time/Frequency Administered	Reason for Administering				
Medication Name	Dose Administered	Time/Frequency Administered	Reason for Administering								
Health History	<input type="checkbox"/> Asthma <input type="checkbox"/> Hay Fever <input type="checkbox"/> Sinus Trouble <input type="checkbox"/> Earache <input type="checkbox"/> Ear Tubes <input type="checkbox"/> Fainting <input type="checkbox"/> Tuberculosis <input type="checkbox"/> Diarrhea <input type="checkbox"/> Bedwetting <input type="checkbox"/> Kidney Disease <input type="checkbox"/> Constipation <input type="checkbox"/> Stomachache <input type="checkbox"/> Diabetes <input type="checkbox"/> Sleepwalking <input type="checkbox"/> Epilepsy <input type="checkbox"/> Rheumatic Fever <input type="checkbox"/> Heart Trouble <input type="checkbox"/> Glasses/Contacts <input type="checkbox"/> Menstrual Problems <input type="checkbox"/> Bee Sting Allergy <input type="checkbox"/> Poison Oak/Ivy Allergy <input type="checkbox"/> Other: _____										
Past Illness/Surgery Hospitalization/											
Immunizations	<input type="checkbox"/> DTP Series <input type="checkbox"/> Polio/OOPV <input type="checkbox"/> Measles <input type="checkbox"/> German Measles/Rubella <input type="checkbox"/> Tetanus <input type="checkbox"/> Tuberculin Test <input type="checkbox"/> Mumps <input type="checkbox"/> Chicken Pox <input type="checkbox"/> COVID-19 <input type="checkbox"/> Other: _____										
Other Health Information?											

APPROVAL SECTION:

Parent/ Guardian Consent:

As a parent or legal guardian of _____, I am in favor of him/her attending all club functions and accept the membership conditions named above. In consideration of the benefits derived from membership, I hereby voluntarily waive any claim against the club of the New Jersey Conference of Seventh-day Adventists for any accidents which may arise in connections with the activities of the Pathfinder Club. (This does not waive coverage within the policy limits of church accident insurance, which covers church sponsored activities.) The health history as stated is correct as far as I know, and the person herein described has permission to engage in all prescribed club activities. I give permission for my child to be photographed and his/her picture posted on club and New Jersey Conference of SDA social media and web sites. I will assist the applicant in observing the rules of the Pathfinder organization and will encourage him/her to take part in all club activities. I agree to pay the fee required for Pathfinder membership with the conference. Permission for photocopying this information and health record is granted for use by the Pathfinder Club only. I also consent for my child to be transported for club activities, in private, church owned vehicles or other mode of transportation.

Authorization to Treat a Minor:

I (we) the undersigned parent or legal guardian of _____, in case of emergency, hereby give permission to the physician selected by the club director to hospitalize, secure proper treatment, and to order injections or anesthesia for my child. The health history as stated above is correct as far as I know. A photocopy of this shall be valid as the original. I consent for club staff to administer over-the-counter drugs at their discretion.

Parent/Guardian Signature: _____ Printed Name: _____ Date: _____



VOLUNTEER STAFF APPLICATION FORM

Personal Information		Application Date: _____	
Last Name		First Name	
Birthdate		Phone	
Address			
Email			
Marital Status		Name of Spouse	
Name/Age of Children			
Religious Affiliation		Home Church	
Do you now have, or have you had any injury/sickness that might limit your involvement in Children's/Youth Ministries activities? YES or NO If YES, Describe:			
Have you ever been accused, charged, or disciplined for any unlawful sexual conduct, child abuse, and/or child sexual abuse? YES or NO If YES, Describe:			

Work Experience That Would Qualify You to Work with Children / Youth:			
Job Title	Description of Duties	Date	Location
References who can verify you are suitable for work with Children / Youth:			
Pastor:	City:	State:	Phone:
Name:	City:	State:	Phone:
Name:	City:	State:	Phone:

Verified Volunteers		
Every adult age 18+ should complete the Verified Volunteers training & background check at http://www.ncsrisk.org/adventist/ provide proof of completion.		Date Completed
I have read and understand the Personal Vehicle Usage Recommendations (Please initial to the right)		
Note: Volunteer staff cannot begin work until their background and driving record checks have cleared. The above information is accurate to the best of my knowledge. I understand the information will be kept confidential in my club files.		
Signature: _____		Date: _____



VOLUNTEER STAFF MEDICAL INFO FORM

Each staff member should complete the following form.
This confidential information is for club use only and
will not be provided to the conference office.

Name:											
Health Information											
Food Allergies		Medication Allergies									
Physical Restrictions		Medical Conditions									
Preferred Local Hospital		Physician (Name & Phone)									
Insurance Company		Insurance Policy Number									
Diet Restrictions											
Current Medications	<table border="1"> <thead> <tr> <th>Medication Name</th> <th>Dose Administered</th> <th>Time/Frequency Administered</th> <th>Reason for Administering</th> </tr> </thead> <tbody> <tr> <td colspan="4" style="height: 100px;"></td> </tr> </tbody> </table>			Medication Name	Dose Administered	Time/Frequency Administered	Reason for Administering				
Medication Name	Dose Administered	Time/Frequency Administered	Reason for Administering								
Health History	<input type="checkbox"/> Asthma <input type="checkbox"/> Hay Fever <input type="checkbox"/> Sinus Trouble <input type="checkbox"/> Earache <input type="checkbox"/> Ear Tubes <input type="checkbox"/> Fainting <input type="checkbox"/> Tuberculosis <input type="checkbox"/> Diarrhea <input type="checkbox"/> Bedwetting <input type="checkbox"/> Kidney Disease <input type="checkbox"/> Constipation <input type="checkbox"/> Stomachache <input type="checkbox"/> Diabetes <input type="checkbox"/> Sleepwalking <input type="checkbox"/> Epilepsy <input type="checkbox"/> Rheumatic Fever <input type="checkbox"/> Heart Trouble <input type="checkbox"/> Glasses/Contacts <input type="checkbox"/> Menstrual Problems <input type="checkbox"/> Bee Sting Allergy <input type="checkbox"/> Poison Oak/Ivy Allergy <input type="checkbox"/> Other: _____										
Past Illness/Surgery Hospitalization/											
Immunizations	<input type="checkbox"/> DTP Series <input type="checkbox"/> Polio/OOPV <input type="checkbox"/> Measles <input type="checkbox"/> German Measles/Rubella <input type="checkbox"/> Tetanus <input type="checkbox"/> Tuberculin Test <input type="checkbox"/> Mumps <input type="checkbox"/> Chicken Pox <input type="checkbox"/> COVID-19 <input type="checkbox"/> Other: _____										
Other Health Information?											

Emergency Contact 1

Name		Phone 2	
Phone		Relationship	

Emergency Contact 2

Name		Phone 2	
Phone		Relationship	



PERSONAL VEHICLE USAGE RECOMMENDATIONS

Please provide a copy of this document to every potential driver. Drivers must:

- Be at least 21 years of age
- Have a valid driver's license and current vehicle insurance.
- Verify that the vehicle is in good working order (tires, wiper blades, all lights, etc.).
- Require occupants to wear seatbelts.
- Not engage in "distracted driving" (no cell phone, texting, eating, drinking, reading, navigation system adjustments, or boisterous children disciplined while the vehicle is in motion).
- No overloaded vehicles.

For long trips, ensure that there are sufficient drivers so that no one is required to drive more than 11 hours at a stretch.

If someone other than the owner will be driving the vehicle, obtain information on the owner's insurance (company name, policy number, and policy term) and give this information to the person who will be driving the vehicle. The driver will need this information if an accident occurs. Adventist Risk Management does not recommend the use of non-owned autos on approved events. If non-owned vehicles are used, however, adhere to the following guidelines: Adventist Risk Management's auto insurance policy provides coverage for non-owned vehicles on an excess basis. It is designed to protect the organization, not the vehicle owner. In the event of an accident, the vehicle owner must go to his/her insurance company first.

Make sure drivers understand that their personal auto insurance is "primary" and that his/her insurance is responsible for any damage done by the vehicle or to the vehicle. Agree with the owner or driver on who will be responsible for any comprehensive or collision deductibles that might apply to damage done to the borrowed vehicle.

Every insurance policy contains limits, conditions, and exclusions. Read the policy carefully, because it may not respond to all claims for damage.





GUIDELINES FOR VOLUNTEERS AND CAREGIVERS

Directors: Please keep this form for your records

Because our society is filled with pain, problems, and litigation caused by improper conduct of adults working with children and youth, it is imperative that those working with children at church have meaningful guidelines for conduct – to protect both themselves and those under their care. As a ministry volunteer, you want parents and others to feel comfortable and confident with you. Here are some practical guidelines:

1. ***Never leave a child or group of children alone for whom you are responsible.*** Always provide adequate supervision, no matter what.
2. ***NEVER be the only adult*** serving as a caregiver – ALWAYS have at least one other person 18 or older with you.
3. ***Always ask a person's permission before touching*** him/her anywhere, even when responding to an injury or problem. This is especially true for any area that would normally be covered by a T-shirt and shorts. If an injury is within this area, make sure another adult works with you as you provide care.
4. ***Physical and verbal attack are inappropriate*** and should not ever be used as discipline. "Time out" or "sit-in-that-chair" may be helpful methods with children.
5. ***Kids need to be touched appropriately.*** However, keep hugs brief and "shoulder-to-shoulder" or side-to-side." Always keep your hands at (not below) the shoulder level. A caregiver kiss is to the forehead or cheek only – not elsewhere. For small children who like to sit on laps, encourage them to sit next to you.
6. ***When taking small children to the bathroom*** – take another adult along or leave the door open.

Be aware of the signs and symptoms of abuse; be aware of the legal requirements in your locality for reporting child abuse. In nearly all places, a caregiver can be held legally responsible for failing to report suspected or actual child abuse.

Be loving, kind, firm, and always thoroughly professional as a caregiver. Working with children and youth at church is not only a privilege; it is also a deep responsibility that must be approached with utmost care.

Adventist Risk Management and the North American Division Secretariat mandate the following rules for leaders. These serve as a protection to you and your ministry against charges of abuse:

- ***The volunteer screening rule.*** All volunteers must complete the screening process described on the Volunteer Ministry Information Form.
(<https://adventistyouthministries.org/files/safety-guidelines/NAD-Guidelines-and-Procedures-For-Well-Trained-Staff.pdf>)
- ***The six-month rule.*** Do not recruit a volunteer who has been a church member for less than six months.
- ***The two-person rule.*** Have at least two adults present always.
- ***The glass window rule.*** If the door to a classroom does not have glass in or around it, the door should be left open, so that the teacher is in full view.

I, the undersigned caregiver, have read the guidelines listed above and agree to abide by them. I will obtain a copy of this signed form and keep it for reference.

Signed _____ Date _____

[illegible]

CLUB REGISTRATION INFORMATION



CLUB REGISTRATION IS ONLY AVAILABLE ONLINE



CONNECT TO

WWW.NJCYOUTH.COM/PATHFINDERS

INCLUDED IN THE \$10 REGISTRATION

**DIRECTOR, INSTRUCTOR
PARENT & VOLUNTEER**

- 1. *Yearly Club Membership***
- 2. [12 Months Insurance](#)**
- 3. [Instructor's Guide \(Optional\)](#)**
- 4. *A Pathfinder Club Sticker***

YEARLY PLANNING FORM



Dear directors and staff members,

When creating the plan for the year ahead, please keep in mind that every child is an individual and they have different things they like and different things that they are good at. Try to include different activities that will help each pathfinder develop as an individual while at the same growing closer in a group. Remember to switch around your teaching style based on how each of your pathfinders learn. When making the plan for the year ahead, keep in mind the kids that you are working with and think about ways to get each pathfinder to have a closer relationship with God.

Club:				Year:		
Mission, Vision, Goals, and Theme						
	Meeting Dates	Honors to Teach	Activities/Nature	Outreach	Other	Budget
January						
February						
March						
April						
May						

June						
July						
August						
September						
October						
November						
December						

EVALUATION FORMS





PATHFINDER CLUB POINT SYSTEM

	BRONZE	SILVER	GOLD
PLANNING			
YEARLY PLANNING	Complete yearly planning form. 25 PTS	In addition, the staff meet bi-annually to plan and review programming. 50 PTS	In addition, staff meet quarterly for program planning. 75 PTS
CALENDAR	Submit to NJ Conference by Feb. 28, 2024 25 PTS	Submit to NJ Conference by Feb. 15, 2024 50 PTS	Submit to NJ Conference by Jan. 31, 2024 75 PTS
REGISTRATION			
CLUB REGISTRATION	Registration must be completed by Feb. 28, 2014. * No points will be given after this date. 25 PTS	Registration must be completed by Feb. 15, 2024. 75 PTS	Registration must be completed by Jan. 31, 2024. 150 PTS
ACTIVITIES			
EVENTS	Participate in the Classoree 100 PTS	Participate in the Camporee 200 PTS	Participate in the Camporee and the Classoree 400 PTS
PBE	Participate in the PBE (less than 50% PF) 100 PTS	Participate in the PBE (51-75% of PF) 500 PTS	Participate in the PBE (76-100% of PF) 1000 PTS
HONORS	8 different honors are offered during the year. 80 PTS	10 different honors are offered during the year. 100 PTS	12 different honors are offered during the year. 120 PTS
OUTDOOR FAMILY ACTIVITIES	Outdoor family activity is scheduled YEARLY. 50 PTS	Outdoor family activity is scheduled BI-ANNUALLY. 100 PTS	Outdoor family activity is scheduled QUATERLY. 200 PTS

SERVICE Projects should benefit both the local church and the community.	Participate in selected service project twice during the year. 150 PTS	Participate in selected service projects 4 times during the year. 300 PTS	Participate in selected service projects more than 4 times. 600 PTS
LOCAL CHURCH INVOLVEMENT	Participate ANNUALLY in local church service. 25 PTS	Participate BI-ANNUALLY in local church service. 50 PTS	Participate QUATERLY in local church service. 100 PTS
SUPPORT OF OTHER CLUBS	Be involved with another club YEARLY. 50 PTS	Be involved with another club. BI-ANNUALLY. 100 PTS	Be involved with another club 3 TIMES DURING THE YEAR. 150 PTS
WORK BEES	Participate in the Work Bee YEARLY. Must send at least 2 people. 150 PTS	Participate in the Work Bee BI-ANNUALLY. Must send at least 2 people. 300 PTS	Participate in the Work Bee QUARTERLY. Must send at least 2 people. 600 PTS

MEETINGS & TRAINING			
MEETINGS	Attend 1 ZONE MEETING 100 PTS	Attend 1 CONFERENCE MEETING 150 PTS	Attend 1 ZONE MEETINGS AND 1 CONFERENCE MEETING 200 PTS
TRAINING	25% of staff attends AWAKEN 50 PTS	50% of staff attends AWAKEN 75 PTS	75% of staff attends the AWAKEN 100 PTS
ACCOUNTABILITY			
CLUB INSPECTION	Must wear Class C uniform, you must have your Zone Coordinator present, or a person appointed by the Zone Coordinator.		
PATHFINDER SABBATH/UNIFORM INSPECTION	You must have your Zone Coordinator present, or a person appointed by the Zone Coordinator. A Pathfinder or Pathfinders must preach. Uniform must be complete according to New Jersey Conference requirements. Must submit completed Sabbath Report to the NJ Conference.		
INDUCTION/INVESTITURE CEREMONIES	Uniform must be complete according to New Jersey Conference requirements and the induction/investiture ceremonies must be graded by your Zone Coordinator or a person appointed by the Zone Coordinator. Must submit completed induction/investiture reports to the NJ Conference.		

Gold Level Club: 2051-3770 pts
Silver Level Club: 931-2050 pts
Bronze Level Club: 930-600 pts
No Level Club: less than 600 pts

Level Awarded to the Club	
--------------------------------------	--

Area Coordinator's Signature: _____ Date: _____

Club Director's Signature: _____ Date: _____

The Youth Department acknowledges that the Pathfinder Director is a very dedicated person, whose passion, faith, and example are key in inspiring children and supporting parents. Therefore, we have created the following point system to serve as guidelines to encourage and help you achieve growth in your ministry.

Reports are due on **July 1st** and **November 30th**. You will be able to find the online report forms for you and for the pastor on www.njcyouth/reports as the date approaches.



SERVICE PROJECTS

The mission of the *I WILL GO* – Projects is for each club to get connected with their local community, for the community to know you, and for you to be able to witness to them. The idea is to get the community to join the cause you will choose. Each club must select one of the projects (not 1 per category, just one of the 12) to execute in their community. **The goal is that each club will experience a yearlong project, one per category per year throughout a span of 4 years.**

Every year the clubs must participate in one of the categories:

Environment, Humanitarian, Kindness, or Community.

CATEGORY	PROJECTS		
Environment	Adopt-a-Park Clean up a park(s). Collecting trash, refreshing old benches with paint job, new wood, etc.	Tree Planting Planting a tree(s) at different parks & maintain its care, etc.	Garden Planting a garden(s) a specific park or several parks, make bird houses, etc.
Humanitarian	Collect supplies for Women/Kids shelters: Collect toiletries, clothing, toys and making cards	Chemo Care Kit Write a card/letter, buy activity books, travel sized items in a nice paper gift bag, etc.	Adopt-a-Soldier Go to a navy/army/veteran center, get soldiers names, create packages, and send them letters/cards
Kindness	Adopt a Dog Shelter Collect toys for dogs, bathing supplies, make flyers to help dogs get adopted, volunteer to clean out cages, make dog treats	Random Kindness Hand out water bottles, dollar umbrellas on rainy days, lollipops, flowers, etc. with verses or invitation to adventure club/church programs	Blessing Bag Collect self-hygiene supplies, socks & undergarments and put them in Ziploc bags for homeless shelters or distributed to those in need
Community	Adopt a Library or Childcare Center Collect books, cleaning supplies, toys, volunteer to read a story to the children (story time)	Adopt-a-Teacher(s) Find a local schoolteacher(s) or Adventist school. Provide school supplies for them or the classroom, write them notes or cards thanking them for their service	Adopt a community workers Adopt a Fire Station, EMT, Police Station, Mail Carrier, Waste Collector Make cards, take treats, visit them, invite them to activities



I WILL GO PROJECTS 2024

Take/scan a picture of this form and email it to youth@njcsda.org

**Please submit form by March 31, 2024.*

This form is to help guide you present the information to the church board for project approval.

Church Name: _____ Club Name: _____

ENVIRONMENT

Adopt-a-Park

Tree Planting

Garden

Other _____

KINDNESS

Adopt-a-Dog Shelter

Random Kindness

Blessing Bag

Other _____

HUMANITARIAN

Collect supplies for Women/Kids Shelter

Chemo Care Kits

Adopt-a-Veteran

Other _____

COMMUNITY

Adopt-a-Library or Childcare Center

Adopt-a-Teacher

Adopt-a-Community Worker

Other _____

In a few words explain how you will fulfill this project. *Please, include frequency (minimum four times per year), location, local community collaborators (hospital, county, township, associations), etc.:* _____

PATHFINDER CLUB INSPECTION



Church Name: _____ Club Name: _____

Directors Name: _____ Inspection Date: _____

Number of total members: _____ Total members present: _____

Note: This inspection MUST be done by an Area Coordinator or a Master Guide.

Inspector Signature: _____

Uniform	Good	N/A	Improve
Hair/Nails well kept			
Staff/Girls/Boys Pathfinder khaki uniform shirt			
Patches properly placed and sewn			
Club Scarf and Slide			
Staff/boys black neck ties			
Staff/girls black neck ties			
Staff/Girls black skirt			
Staff/Boys black pants			
Sash			
Class pins			
Black Pathfinder belt			
Staff/girls black pantyhose			
Staff/boys black socks			
Staff/Girls/Boys plain black dress shoes			
Uniform is well ironed and well presented			
TLT patches, pin and cord			
Director's cord			

Notes:

Club Equipment	Good	N/A	Improve
Club Banner			
American Flag			
Pathfinder Flag			
Christian Flag			
Fire Extinguisher			

Flags & banners should be properly placed.

Notes:

First Aid Kit	Good	N/A	Improve
Kit is visible always in safe area			
Products are up to date (not expired)			
Kit has enough supplies for club size			

Notes:

Club Administration	Good	N/A	Improve
Background Check Complete			
Pathfinder Club Applications			
Guidelines for Volunteers Signed			
Staff Volunteer Applications			
Volunteer Paperwork Checklist			
Health/Medical Forms			

Notes:

Discipline	Good	N/A	Improve
Manners & conduct are courteous			
Staff have control of their students			
Pathfinders are treated equally/respectfully			
Orderliness during club time			
Staff are respectful of each other			

Director & Staff should be respectful & courteous to inspector & vice versa

Notes:



PATHFINDER CLUB INSPECTION GUIDELINES

A club inspection must be announced to the club several weeks in advance and must be scheduled with the State and/or Area Coordinator **at least 4 weeks in advance**. It will usually be held when there is an inspection visitor from the local conference youth ministries representative (Area Coordinator), or you can use your local church Master Guides. A Pathfinder director, however, may conduct a formal inspection at any time desired, but not for stars, unless authorized by the State Pathfinder Coordinator.

The purpose of the inspection is not a proficiency inspection of the leader; nevertheless, it will reflect the director's leadership. This should be an aid to a Pathfinder director in helping to encourage the club to do their best.

INSPECTION ITEM ON THE INSPECTION SHEET INCLUDE:

1. **Formation.** For an inspection, the Pathfinders will form in ranks by the club. Instruction of this may be found in the Drill and Marching Guide. To prepare the club for inspection so that the inspecting party can pass between the ranks, the club will be giving the command Open Ranks. (See Drill and Marching Guide). The inspecting visitor may hold the club at attention throughout the inspection or direct the leader to give at ease to units or ranks as they wait to be inspected. These units or ranks, however, will be called back to attention by the club director when the inspecting visitor begins inspecting them.
2. **Uniforms.** Since the Pathfinders will be notified of a formal inspection in advance, it will be expected that their uniforms will be cleaned, ironed, or neatly pressed and that the uniform will be the complete official Pathfinder uniform including the scarf and sash.

Every Pathfinder will have the required insignia sewn on correctly. If Pathfinders have earned other insignias such as pins and pocket strips, they should be displayed in their designated positions. (See Uniform Sheet)

3. **Personal Appearance.** This area of the inspection will include the neatness and personal appearance of each Pathfinder. Face, hands, and fingernails will be clean. Hair will be neatly cut or shaped. Posture will be correct when standing at the position of attention.
4. **Courtesy.** When the inspection is being made, ask some of the Pathfinders question to see how they answer. All questions answered by the Pathfinder should be followed by "Sir" or Ma'am." There will be no talking during any formation while the Pathfinders are at the position of Attention or At-ease. Throughout the entire inspection of the club, not just during the formation, watch for the courtesy of Pathfinders to their leaders and to one another. Are they polite and considerate of one another?

5. **Drill.** Right after the inspection in ranks before they are dismissed, the pathfinder will be given a few of the simple drill movements. In many clubs, the drill area may be limited. However, the following movements should be done correctly and precisely: (consult Pathfinder Club Drill Manual):
 - a. Dress right dress
 - b. Present Arms
 - c. Parade rest and Stand at Ease
 - d. Left and Right Face
 - e. About Face
 - d. Mark Time March and Halt
6. **Discipline.** Watch to see if the Pathfinders obey orders promptly and cheerfully. Visit their classes and see if they are attentive and whether they listen to instructions and other information that is given. During any devotional part of the program, Pathfinder should be especially reverent.
7. **Crafts and Honors.** Visit the classes and watch for neatness. Do the Pathfinders put their tools and supplies away? Do they clean up after their class is over? Do the Pathfinders adapt themselves to the craft/honor, or is it above them? Are they interested in the craft/honor, or have they lost interest in it? Is their proficiency in the class up to the standard it should be?
8. **Club Meeting Program.** The club program should be well planned and balanced and should occur as scheduled. The meeting should start and end on time, and all other segments should begin and stop at the appointed period. The following should be included in every club meeting:
 - a. Devotional
 - b. Flag Ceremony (pledge of allegiance)
 - c. Announcements
 - d. Pathfinder Pledge
 - e. Pathfinder Law
 - f. Closing Prayer
9. **National Flag.** Each club should have the national flag.
10. **Club Flag.** Each club should have a Pathfinder flag.
11. **Pathfinder Forms.** The director must have available on site the membership application, health form, and emergency contact information for each pathfinder.
12. **Club Evaluation.** Provide to the conference leadership (Area Coordinator) a completed copy of the Pathfinder Club Inspection sheet as outlined in this packet.
13. **Review Merit Award System.** The Merit Award System includes the Conference Pathfinder star system, Pathfinder of Year Award program and any other motivational program supervised by the conference or club.



PATHFINDER UNIFORM INSPECTION

Church Name: _____ Club Name: _____

Directors Name: _____ Inspection Date: _____

Number of total members: _____ Total members present: _____

Note: This inspection MUST be done by an Area Coordinator or a Master Guide.

Inspector Signature: _____

Uniform	Good	N/A	Improve
Hair/Nails well kept			
Staff/Girls/Boys Pathfinder khaki uniform shirt			
Patches properly placed and sewn			
Club Scarf and Slide			
Staff/boys black neck ties			
Staff/girls black neck ties			
Staff/Girls black skirt			
Staff/Boys black pants			
Sash			
Class pins			
Black Pathfinder belt			
Staff/girls black pantyhose			
Staff/boys black socks			
Staff/Girls/Boys plain black dress shoes			
Uniform is well ironed and well presented			
TLT patches, pin and cord			
Director's cord			

Notes: _____



PATHFINDER UNIFORM INSPECTION GUIDELINES

The entire club, EXCEPT support staff, are to be present for inspection. Those wearing Class A uniform will be inspected for compliance, conformity, and completeness. Each Class A uniform must conform in all respects, to the published standards set out in the Pathfinder Staff Manual, including any updates and relevant amendments and regulations, issued and or stipulated by the North American Division and the New Jersey Conference of Seventh-day Adventists. Those not wearing standard uniform will be assessed on overall uniformity in appearance, neatness, cleanliness and general hygiene.

Procedure:

Once the Inspector arrives on location and comes to attention, the Director or the designated staff should approach with brisk pace, stand at attention, and present arms to the Inspector. After the salute is returned, the Director will then say “(name of club), ready for inspection, (sir or ma’am) as the case may be. The Director will then submit to an inspection of his/her uniform and command his/her staff unit to attention for inspection of their uniform. On completion, the staff will join their individual units for their inspection. The Director or assigned staff accompany the Inspector for the remainder of the club’s uniform inspection; each counselor will join the Inspection team while their unit is inspected.

At the end of the club’s inspection and before the inspector leaves the location, courtesy salutes are to be exchanged between the Director/assigned staff and the Inspector.

NOTE: Please ensure exchange of salutes between inspector and director/ assigned staff are observed.

1. Basic Requirements

- a. Official uniform top: **Khaki shirt** and **Khaki Blouse** must be consistent with the design, color and pattern specification as outlined by the North American Division.
- b. Official uniform bottom: **Black Pants** and **Black Skirt** must be complete with official belts respectively, consistent with the design, color, and pattern specification as outlined by the North American Division.
- c. A **plain black necktie**, (without decorations and design) or the special **Pathfinder** or **Master Guide** tie, for male staff, and the regular **Tuxedo Tie**, for female staff, is required for the staff uniforms.
- d. Official **Yellow Pathfinder Neckerchief** worn around the neck and held in place with a **Pathfinder** slide; or the official **Master Guide** scarf complete with an official **Master Guide** slide for those staff wearing the **Master Guide** uniform, with the ‘ends’ of the neckerchief should be neatly rolled or folded. The scarf must be centered in the front and back.

- e. The **club's name crest, position strip** (for staff only) and the **Pathfinder emblem**, are to be worn on the top right sleeve and spaced as stipulated in the Pathfinder Staff Manual.
- f. The **Conference patch, Pathfinder world emblem**, and the **Pathfinder class insignia (chevron)**, to be worn on the top left sleeve.
- g. The **Class Name strip** should be centered immediately in the top of the flap of the left breast pocket.
- h. The **Pathfinder class pin(s)** should be worn on the flap of the left breast pocket; positioned to the right in the top half, and in descending order from right to left. The **Baptismal pin**, if any, is worn to the left breast pocket flap, to the left across from the class pins.

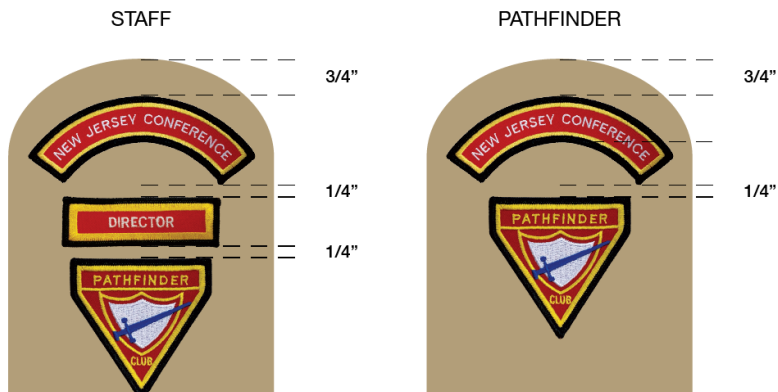
NOTE: The Class Name Strip for the highest class achieved **MUST** have the complementary Class pin on the flap of the left breast pocket and the Class insignia (Chevron) on the left sleeve. Alternately, additional insignias (prior class name strips, class pins and class chevrons, as well as advanced class bars), may be worn on the sash.

- i. The **Advanced Class Ribbon(s)** worn above the Class name strip and centered.
- j. The **Good Conduct Ribbon** worn above the **Advance Class Ribbon(s)** and centered.
- k. The **Black Honor Sash** is to be worn diagonally across the chest from the right shoulder (and may be neatly fastened to the epaulet). The lower point of the sash should not extend below the fingertips on the left hand. All items on the sash, must be neatly positioned, securely fastened and pleasant in appearance. The **Camporee patch** from the last camporee attended may be worn on the front.
- l. The official **black Beret** with Pathfinder emblem is the only head wear allowed. TLT's are allowed to wear the red Beret with the Pathfinder TLT emblem.
- m. **Black shoes** (polishable) and **black socks** are standard. Sneakers are unacceptable. Stockings, tights or pantyhose are to be plain styled in black or off-black color. **Shoe heels** should not exceed two inches in height.
- n. **Fingernails** should be clean, neatly cut at a point not exceeding the fingertip, and natural.
- o. **Hair** should be well groomed, modestly styled and free from excessive ornamentation or markings.
- p. The **Director Golden Non-metallic Cord** must be worn under the left sleeve epaulette.


2. Optional Requirements

- a. All **jewelry** is prohibited, except for a wedding band.
- b. If a **beret with pathfinder emblem, turtleneck sweater, honor sash, plain black or tuxedo tie for pathfinder**, if worn, **must** be uniform throughout the club. Uniformity in this area, at least within the unit, must be maintained, nonetheless.


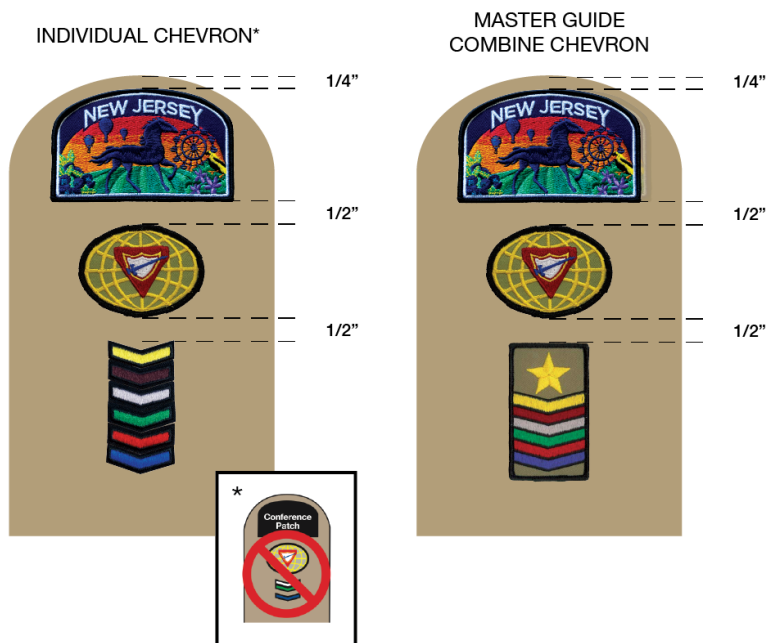
RIGHT SLEEVE



LEFT POCKET



LEFT SLEEVE



PROPER BERET SETTING

NJC UNIFORM CORDS

DIRECTORS

Adventurer Director not MG - Burgundy
Pathfinder Director not MG- Royal Blue
Adventurer Director MG- Gold and Burgundy
Pathfinder Director MG- Gold and Royal blue
Master Guide Director- Red

COORDINATORS

Coordinators- Gold and Red

Coordinators not MG - Gold and Red
(Wear club neckerchief, not MG neckerchief)

General and State Coordinator/Youth Director-
Red, Gold and Royal Blue

OTHERS

Master Guides- Gold
MG Candidates- Kelly Green (single braid) with PF/ADV scarf
TLT- Red and Speckled Black (single braid)
TLT Candidates - Red and Speckled Black (no TLT scarf)
Drill & Drum Corps- White (single braid)

Shoulder cords are an optional insignia except for TLT's. If you wear cords:
You may only wear one and it is worn on the left shoulder

The cords should consist of:
A braided main cord
Two outside shoulder loops without ornamentation
One gold tip drop

You can purchase at www.Pathfindershirts.com





PATHFINDER CLUB INDUCTION

Church Name: _____ Club Name: _____

Directors Name: _____ Inspection Date: _____

Number of total members: _____ Total members present: _____

Note: This inspection MUST be done by an Area Coordinator or a Master Guide.

Inspector Signature: _____

Director's Email: _____

Uniform	Good	N/A	Improve
Hair/Nails well kept			
Staff/Girls/Boys Pathfinder khaki uniform shirt			
Patches properly placed and sewn			
Club Scarf and Slide			
Staff/boys black neck ties			
Staff/girls black neck ties			
Staff/Girls black skirt			
Staff/Boys black pants			
Sash			
Class pins			
Black Pathfinder belt			
Staff/girls black pantyhose			
Staff/boys black socks			
Staff/Girls/Boys plain black dress shoes			
Uniform is well ironed and well presented			
TLT patches, pin and cord			
Director's cord			

ENTIRE CLUB MUST HAVE COMPLETE UNIFORM.

Any new members should be well presented & have proper pants/skirts & blouses, socks & shoes, everything else is excusable.

Notes: _____

Entrance	Good	N/A	Improve
Starts ON TIME			
Color guards			
Commands are being called out properly by an MC			
Club should be organized & should start at time given to Inspector.			
Notes:			

Ceremony	Good	N/A	Improve
Pledge of Allegiance			
Christian Pledge			
Bible Pledge			
Pathfinder Pledge			
Pathfinder Law			
Opening Prayer			
Pathfinder Song			
Devotional is Pathfinder oriented			

CLUB TIP: Run through your program at least once before the actual ceremony. Reach out to a coordinator if you need assistance

Notes: _____

Induction	Good	N/A	Improve
Explanation of Classes by Teachers/Instructors			
Law Explanation by Pathfinders			
Pledge Explanation by Pathfinders			
Lighting of the Candles (optional)			
Scarf Placement			
Prayer			

Scarf placement MUST be done by Master Guides ONLY.

Notes: _____

Presentation	Good	N/A	Improve
Director & club are prepared			
Club & Flag Banners Present			
Director is organized			
Club is in COMPLETE uniform			
Club is disciplined & orderly			
Organization is key to a great program!			
Notes:			



PATHFINDER SABBATH

Church Name: _____ Club Name: _____

Directors Name: _____ Inspection Date: _____

Number of total members: _____ Total members present: _____

Note: This inspection MUST be done by an Area Coordinator or a Master Guide.

Inspector Signature: _____

Director's Email: _____

Uniform	Good	OK	Improve
Hair/Nails well kept			
Staff/Girls/Boys Pathfinder khaki uniform shirt			
Patches properly placed and sewn			
Club Scarf and Slide			
Staff/boys black neck ties			
Staff/girls black neck ties			
Staff/Girls black skirt			
Staff/Boys black pants			
Sash			
Class pins			
Black Pathfinder belt			
Staff/girls black pantyhose			
Staff/boys black socks			
Staff/Girls/Boys plain black dress shoes			
Uniform is well ironed and well presented			
TLT patches, pin and cord			
Director's cord			

ENTIRE CLUB MUST HAVE COMPLETE UNIFORM.

Any new members should be well presented & have proper pants/skirts & blouses, socks & shoes, everything else is excusable.

Notes:

Ceremony	Good	OK	Improve
Theme is present (No specific theme)			
Pathfinders are participating throughout the program			
Pathfinder or Pathfinders preaching			

It is very important that our children participate on their special day

Notes:

Presentation	Good	OK	Improve
Club Banners/Flags			
Pathfinder Pledge			
Pledge of Allegiance			
Christian Pledge			
Bible Pledge			
Pathfinder Law			
Pathfinder Song			
Opening/Closing Prayer			

Flags should be placed in the correct order.

Notes:



PATHFINDER INVESTITURE

Church Name: _____ Club Name: _____

Directors Name: _____ Inspection Date: _____

Number of total members: _____ Total members present: _____

Note: This inspection MUST be done by an Area Coordinator or a Master Guide.

Inspector Signature: _____ Director's Email: _____

Entrance	Good	N/A	Improve
Starts ON TIME			
Color guards			
Commands are being called properly			
Club should be organized & should start at time given to Inspector.			
Notes: _____			

Uniform	Good	N/A	IMPROVE
Hair/Nails well kept			
Staff/Girls/Boys Pathfinder khaki uniform shirt			
Patches properly placed and sewn			
Club Scarf and Slide			
Staff/boys black neck ties			
Staff/girls black neck ties			
Staff/Girls black skirt			
Staff/Boys black pants			
Sash			
Class pins			
Black Pathfinder belt			
Staff/girls black pantyhose			
Staff/boys black socks			
Staff/Girls/Boys plain black dress shoes			
Uniform is well ironed and well presented			
TLT patches, pin and cord			
Director's cord			
Entire Club MUST have complete uniform.			

Notes _____

Ceremony	Good	N/A	Improve
Pathfinder Song			
Pledge of Allegiance			
Christian Flag Pledge			
Bible Pledge			
Pathfinder Pledge			
Pathfinder Law			
Class Presentation/Memory Work			
Investiture- pin placement			
Devotional is oriented towards the Pathfinders			
All flags should be present & properly placed. Pin placement should be performed by Master Guides or Pastor.			
Notes: _____			

Presentation	Good	N/A	Improve
Club Flag/Banners Present			
Organization			
Director/Staff are prepared			
Entire Club is in FULL Uniform			
Discipline and Organization from Staff and Pathfinders			
CLUB TIP: Run through your program at least once before the actual ceremony. Reach out to a coordinator if you need assistance			

Notes: _____



PATHFINDER OF THE YEAR 2024

I certify that the Pathfinder_____has completed the following requirements for *Pathfinder of the Year* Award.

Pathfinder must have acquired 90% of the total points for the club. This should include.

*Attendance

*Dues

*Uniform neat, clean, and well-groomed

*Working on PF classwork and honors.

*Attendance on local club functions

*Attendance at both AWAKEN, classoree and/or camporee, and PBE

* Invested in one class during current year.

*Earn at least two extra honors within current Pathfinder year.

*Be a club member for one full year.

*Be an outstanding example regarding courtesy, kindness, obedience, and an example to others at home, school, church and Pathfinder meetings.

Write a short essay as to why you feel that this Pathfinder should be selected as conference Pathfinder of the Year. Give specific examples.

Church_____Club Name_____

Director's Signature _____ Date _____

NOTE: All applications must be received by November 1, 2024, to be considered for the NJC Pathfinder of the Year Award.

Please email to: youth@njcsda.org



PATHFINDER OF THE YEAR 2024 GUIDELINES

The NJC Pathfinder of the Year program should be the central focus on the planning for the entire Pathfinder year activities. On registration night, it should be explained to parents and Pathfinders.

The NJC Pathfinder of the Year award is given to the young person who, on his or her initiative without prodding, desires to receive the award. The requirements are not intended to be easy and are designed to present a challenge to the Pathfinder who is exceptional in all aspects of life and desires in every way to be an “outstanding” individual.

All Pathfinders should be encouraged to complete these requirements. They are all within reach. This award should be highly coveted and those receiving it must be deserving of it. It is the intent of this program to encourage excellence among our young people.

In reviewing the requirements for the NJC Pathfinder of the Year, you will note that two additional honors must be earned on his/her efforts. Also, note that a regular Pathfinder level and advanced Pathfinder level must be earned.

The Pathfinder director must realize that this is an award for an **exceptional Pathfinder**. The program must be explained, and each Pathfinder encouraged to participate. However, this is not an award for the person who must be constantly reminded and prodded to meet the requirements.

If a Pathfinder has met all the requirements of this award, but does not have a positive attitude toward Pathfinding, he/she should not be considered for this award. Throughout the entire Pathfinder year, the director and staff should be looking closely at all Pathfinders to determine what kind of attitude the Pathfinder under consideration might have.

The Pathfinder to receive this award must be approved by a majority vote of the local Pathfinder club staff based on personal observation and the Pathfinder’s evaluation sheets. This puts the decision on the total staff so that no one person must bear the responsibility.

**Pathfinder of the Year Form needs to be emailed to the
NJ Conference Youth Ministries Office and received by November 1, 2024.**



PATHFINDER CLUB REPORT GUIDELINES 2024

These guidelines were created to clarify to Directors what is expected of them in each point of the reports. It will also help the Conference Office when the year is ending, and the club's level is awarded. Reports have due dates that **MUST** be respected. If you submit your Reports one or two days after the due dates, they won't be accepted and added to our chart. Reports are an easy way to evaluate your work with the club. Don't get overwhelmed by the point system but plan and decide what you will do with your club throughout the year. You don't have to do every single detail of the report only for the star system, if you do, soon you and your club will be overwhelmed. The goal is to plan in a way that your club will function well and will provide the best time for your Pathfinders, after all, our main goal is to bring smiles to their faces and especially bring them closer to Jesus.

NO PROOF OR PICTURES ARE NEEDED WITH REPORTS; HOWEVER, THE PASTOR'S OR ELDER'S SIGNATURE AND COMPLETE HONESTY ARE REQUIRED. CLUBS THAT ARE FOUND DISHONEST ON THEIR REPORTS WILL BE PENALIZED AND REPORTS WON'T BE ACCEPTED.

Due Dates:

Reports and respective forms **MUST** be received by Submitted Digitally no later than:

- July 1
- November 30

Reports and forms received after those dates won't be accepted. **NO EXCEPTIONS.**

INFO ABOUT POINTS:

1. Yearly Planning Form/Calendar:

A club calendar must be submitted to the NJCYOUTH office. Please include regular meeting dates and times, planned activities and events, staff meetings, induction/investiture dates, Pathfinder Sabbath, etc.

2. Club Registration:

The club director needs to register the club online at NJCYouth.com. Please see the dates to ensure points. If the club does not register, the club cannot participate in pathfinder camporee or any other conference events.

3. Events

Points will be granted to the clubs that participate of the Camporee and Classoree.

4. PBE

We expect for all Pathfinders to participate in the PBE and not just a select few. Points will be granted according to the percentage of club members that participate in the PBE.

5. Honors:

Points will be given according to how many honors were offered by the club during the year.

6. Outdoor Activities:

There are countless activities that can be done with the Pathfinders. We want to promote outdoor activities in which the Pathfinders will be able to know God through Nature.

7. Service Project:

The service projects include different categories that will help to choose better ways to impact your community. Let the pathfinders choose a project from a category and help them to find creative ways to complete each project. It does not need to be the exact same thing that each project says, you can come up with your own project if it falls within the categories mentioned.

8. Local Church Involvement:

Clubs will receive points for involving their clubs in the local church. The Pathfinders can participate in the Sabbath worship service, pick up the offering, be church greeters, participate in witnessing church projects, etc. Please keep in mind that involving the pathfinders in different activities at the church, will help them to develop the talents that God has given them. Keep the Pathfinders involved and keep motivating them to grow as leaders since they are the present and the future of the church.

9. Support of Other Clubs:

We encourage clubs to have activities, honors and/or events with other clubs. Invite each other to your inductions, investitures, Pathfinder Sabbath, outreach, field days, etc.

10. Work Bees:

Points will be granted to clubs who participate in the work bees. Clubs must send at least two adult club members and the participants must stay the **full** workday to receive points. Work bee dates will be provided in the Events Tab of the NJCyouth.org website.

11. Meetings

Periodically we will be having zone/area and conference level Zoom and/or in-person meetings to discuss Pathfinder Club details/events. Points will be granted for the number of meetings attended.

12. Conference Training:

Stars will be granted to clubs that participate in AWAKEN. Club will receive points according to the percentage of staff that attend AWAKEN.

13. Club Inspection:

Points will be granted to the clubs that send the Club Inspection Form, if not already submitted electronically. *Points will be granted when the form is sent to the NJC.*

14. Pathfinder Sabbath:

Points will be granted to the clubs that have a Pathfinder Sabbath in their church and send the Pathfinder Sabbath Form, if not already submitted electronically. *Points will be granted when the form is sent to the NJC.*

15. Induction:

Points will be granted to the clubs that send the Induction Form, if not already submitted electronically. *Points will be granted when the form is sent to the NJC.*

16. Investiture:

Points will be granted to the clubs that send the Investiture Form, if not already submitted electronically. *Points will be granted when the form is sent to the NJC.*

INTERNATIONAL CAMPOREE



2024 INTERNATIONAL PATHFINDER CAMPOREE • GILLETTE WY

BELIEVE THE PROMISE

AUGUST 5-11, 2024

For more information: www.camporee.org

Pathfinder Bible Experience



FEBUARY

SAT 10 ZONE LEVEL

SAT 24 CONFERENCE LEVEL

MARCH

SAT 9 UNION LEVEL

APRIL

SAT 20 DIVISION LEVEL

The Book of Joshua and Judges

The Pathfinder Bible Experience (PBE) is the Official North American Division Pathfinder Bible study program. Some affectionately call the program Bible Bowl. Each year, teams of six club members study a book of the Bible (alternating Old Testament and New Testament), memorizing large portions of God's word.

NJCYouth.org/Events




**DOWNLOAD
RESOURCES/INSTRUCTIONS**



MARCH
10-NORTH
17-SOUTH

WORLD PATHFINDER DAY



ADVENTIST YOUTH MINISTRIES
GENERAL CONFERENCE

SEPT 21, 2024

gcyouthministries.org

STAFF EDUCATIONAL ENRICHMENT





PATHFINDERS Basic Track **CURRICULUM**

Check List & Participant Documentation Participant

Name: _____

PATHFINDERS Basic Track

CHECK LIST



Participant information

Name _____

E-mail _____ Contact phone _____

Training initiation date _____ Home Club _____

Requirements

Prerequisites

1. Be at least 13 years old ☐

2. Have a completed background check ☐

Required Reading

1. Read or listen to either *Child Guidance* or *Messages to Young People* ☐

Attend the following seminars at Awaken (keep your class written notes):

PBST 101 1. Purpose & Understanding of Pathfinders and Their Age Development
Date ____/____/____ Event/Loc. _____ Instructor sig. _____

PBST 102 2. Pathfinders Club - Organization & Programming
Date ____/____/____ Event/Loc. _____ Instructor sig. _____

PBST 103 3. Creative Outreach Ideas for Pathfinders
Date ____/____/____ Event/Loc. _____ Instructor sig. _____

PBST 106 4. Teaching Investiture Classwork for Today's Pathfinder
Date ____/____/____ Event/Loc. _____ Instructor sig. _____

PBST 105 5. Developing an Awesome TLT Ministry
Date ____/____/____ Event/Loc. _____ Instructor sig. _____

PBST 106 6. Club Finances
Date ____/____/____ Event/Loc. _____ Instructor sig. _____

MEDI 101 7. Risk Management, Medical Safety, and Volunteer Verification
Date ____/____/____ Event/Loc. _____ Instructor sig. _____

Attend the following Worship messages at Awaken (please write the title of the messages and keep notes):

Message #1
Date ____/____/____ Event/Loc. _____ Instructor sig. _____

Message #2
Date ____/____/____ Event/Loc. _____ Instructor sig. _____

Practicum

1. Assist in a local Pathfinder Club for 3 months minimum ☐

Field Work Requirements

1. Create a Portfolio that contains the handouts and your personal notes
from the seminars and messages you attend ☐



TLT Basic Track **CURRICULUM**

Check List & Participant Documentation Participant

Name: _____

TLT Basic Track CHECK LIST



Participant information

Name _____

E-mail _____ Contact phone _____

Training initiation date _____ Home Club _____

Requirements

Prerequisites

1. Be at least 13 years old..... ☐
2. Apply & submit TLT reference application forms into the TLT Program. ☐

Required Reading

1. Read or listen to *Child Guidance* or *Messages to Young People* ☐

Attend the following seminars at Awaken:

1. Developing a Fabulous Youth – (single session – practicum included)

Date ____/____/____ Event/Loc. _____ Instructor sig. _____

2. L.I.S.T.E.N. – (single session – practicum included)

Date ____/____/____ Event/Loc. _____ Instructor sig. _____

3. Planning Made Easy – (single session – practicum included)

Date ____/____/____ Event/Loc. _____ Instructor sig. _____

4. Never a Dull Moment - (single session – practicum included)

Date ____/____/____ Event/Loc. _____ Instructor sig. _____

5. A Simple Formula for Success - (single session – practicum included)

Date ____/____/____ Event/Loc. _____ Instructor sig. _____

6. Let's Talk - (single session – practicum included)

Date ____/____/____ Event/Loc. _____ Instructor sig. _____

7. Review - (single session – practicum included)

Date ____/____/____ Event/Loc. _____ Instructor sig. _____

Attend the following Worship messages (please write the title of the messages and keep notes:

Messages #1

Date ____/____/____ Event/Loc. _____ Instructor sig. _____

Messages #2

Date ____/____/____ Event/Loc. _____ Instructor sig. _____

Other Practicum

- 1. Help an Adventurer, Pathfinder, or Youth club as a TLT under the supervision of an assigned staff member for 3 months' minimum. ☐
- 2. 10 hours of community service as a volunteer as a TLT for a Conference
Event (Adventurer Weekend, etc.)..... ☐

Field Work Requirements

- 1. Create a Portfolio that contains the handouts and your personal notes from the seminars and messages you attend..... ☐



And the King will say,
“I tell you the truth, when you did it to one
of the least of these my brothers and sisters,
you were doing it to me!”

MATTHEW 25:40